



# Coronavirus Disease (COVID-19) COMMUNITY SITUATION REPORT

## FNHA Public Health Response

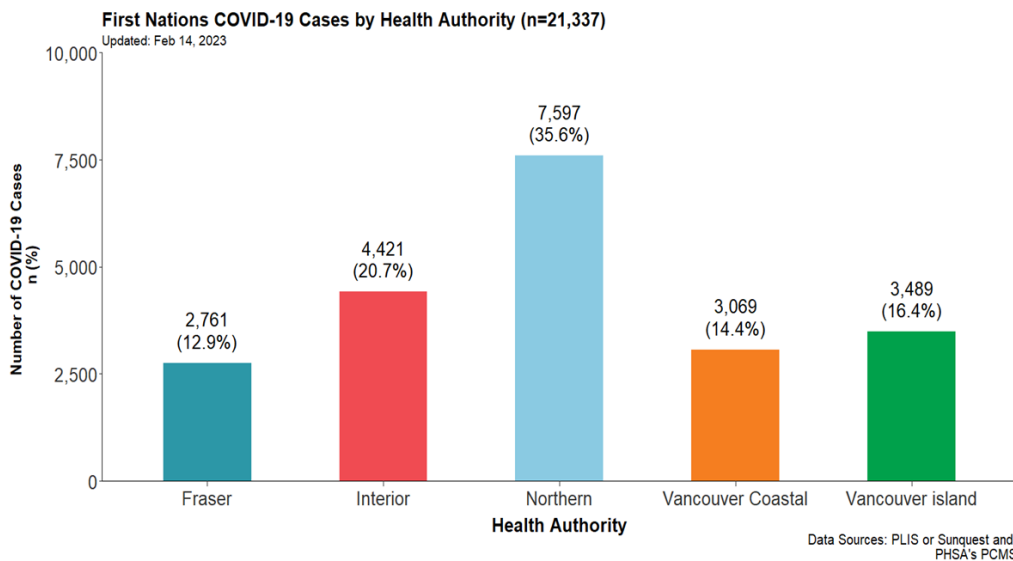
February 21, 2023

*Changes from the previous Community Situation Report are in red.*

### COVID-19 Updates

#### First Nations Cases in BC – As of February 14, 2023 (biweekly report)<sup>1</sup>

- There are **21,339** First Nations COVID-19 cases (**21,063** lab diagnosed cases and 276 epi-linked cases). This is an increase of **21** cases among First Nations people in BC since the last published information.
- Out of the **21,339** cases, **9,108 (42.7%)** are in or near community; **11,493 (53.9%)** are off reserve. Information on in or near community/off reserve is not available for **738 (3.5%)** cases.
- Sadly, there have been 258 COVID-19 related deaths reported among First Nations people living in BC from the beginning of the pandemic to April 1, 2022. Between April 2, 2022 and **February 14, 2023**, 61 First Nations people died from any cause (COVID-19 and non-COVID-19) within 30 days of testing positive for COVID-19. Due to a reduction in the number of deaths occurring from COVID-19, this will be reported on a monthly basis going forward.
- There have been **2,595 (12.2%)** First Nations people hospitalized due to COVID-19 since March 1, 2020. Of these, **1,117** hospitalizations are individuals who live in or near community and **1,475** off reserve. Information on in or near community/ off reserve is not available for 3 cases.



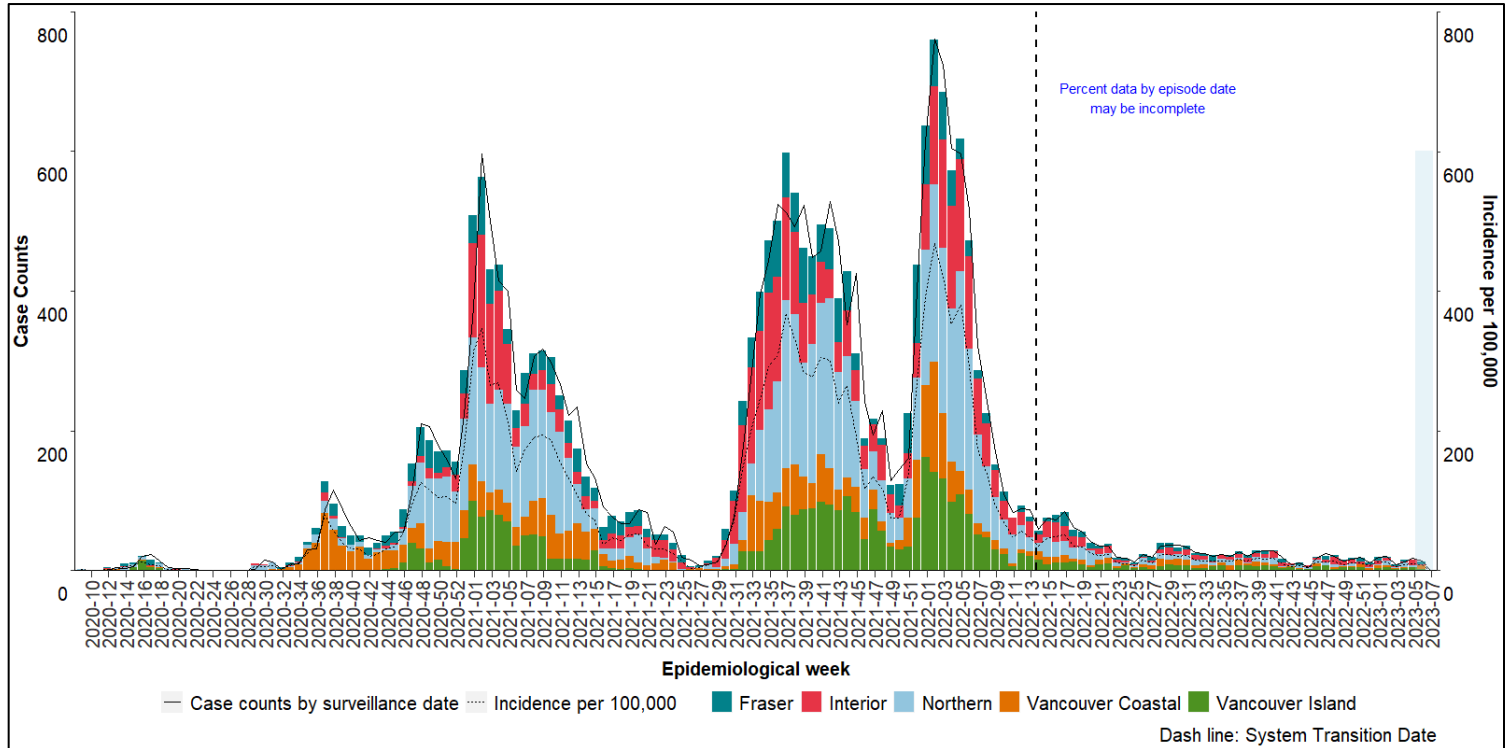
\*Total number of cases (n=**21,339**) includes 2 cases reported as Out of Country.

<sup>1</sup> As a part of BC's transition plan for COVID-19 surveillance, the province has shifted away from daily to weekly COVID-19 data reporting and has transitioned to a new integrated COVID-19 surveillance system: the Provincial Health Services Authority's (PHSA) Provincial COVID-19 Monitoring Solution (PCMS). This COVID-19 update includes data from the new integrated system. Hospitalization data now includes anyone who has been hospitalized and tests positive for COVID-19. This means that the number of hospitalizations will likely be higher due to the inclusion of incidental hospitalizations (i.e. people who were hospitalized for non-COVID-19 reasons, but were COVID-19-positive). Total deaths include all COVID-19-related deaths reported by regional health authorities (RHAs) from February 2020 to April 1, 2022, and from April 2022 forward all COVID-19 lab-positive cases of people who died from any cause within 30 days of their first COVID-19 lab-positive result. Going forward, only cases with positive laboratory results will be added to the PHSA's PCMS. This is likely an underestimate of cases. Consequently, case counts in this report are likely an underestimate of the true number of COVID-19 cases due to changes in testing strategies driven by the Omicron variant (see <http://www.bccdc.ca/health-info/diseases-conditions/covid-19/testing/when-to-get-a-covid-19-test>). Total COVID-19 cases include lab-confirmed, lab-probable and epi-linked cases. From January 2020 to April 1, 2022 cases included those reported by RHAs and positive laboratory results in the Provincial Laboratory Information Solution (PLIS) or Sunquest. As of April 2, 2022, only cases with positive laboratory results in PHSA's PCMS are included. These case counts do not include people who only tested positive by rapid antigen tests. Self-reporting is also no longer possible through the provincial COVID-19 positive test result reporting form. As it is no longer possible to estimate active cases accurately, FNHA will no longer be reporting on active cases. These changes align with BCCDC's reporting changes.

**Regional Testing Data for the Past Week (February 8, 2023 - February 14, 2023)**

	Fraser Salish	Interior	Northern	Vancouver Coastal	Vancouver Island	Total N (%)
Total persons tested over the past week	25	24	23	34	21	127
Percentage positivity (%) over the past week	12%	0%	0%	17.6%	4.8%	7.9%

Epidemic curve for COVID-19 cases among First Nations in BC by episode date, surveillance date (line) and health authority (coloured bars),<sup>a</sup> British Columbia February 23, 2020 (Week-9) – February 14, 2023 (Week-7, 2023\*) (n=21,339)



<sup>a</sup> Total COVID-19 cases include lab-confirmed, lab-probable and epi-linked cases. From January 2020 to April 1, 2022 cases included those reported by the health authorities and positive laboratory results in the PLIS or Sunquest. As of April 2, 2022, only cases with positive laboratory results in PHSA’s PCMS are included (up to February 14, 2023). This epidemiological curve represents the weekly cases reported among First Nations in BC. The proportion of cases within each region is colour-coded and the case counts each day are represented by the solid black line. The incidence per 100,000 are represented by the dotted line. Regions are represented in the diagram as: Fraser – Dark blue, Interior – Red, Northern – Light Blue, Vancouver Coastal – Orange, and Vancouver Island – Green.

**Vaccine Distribution**

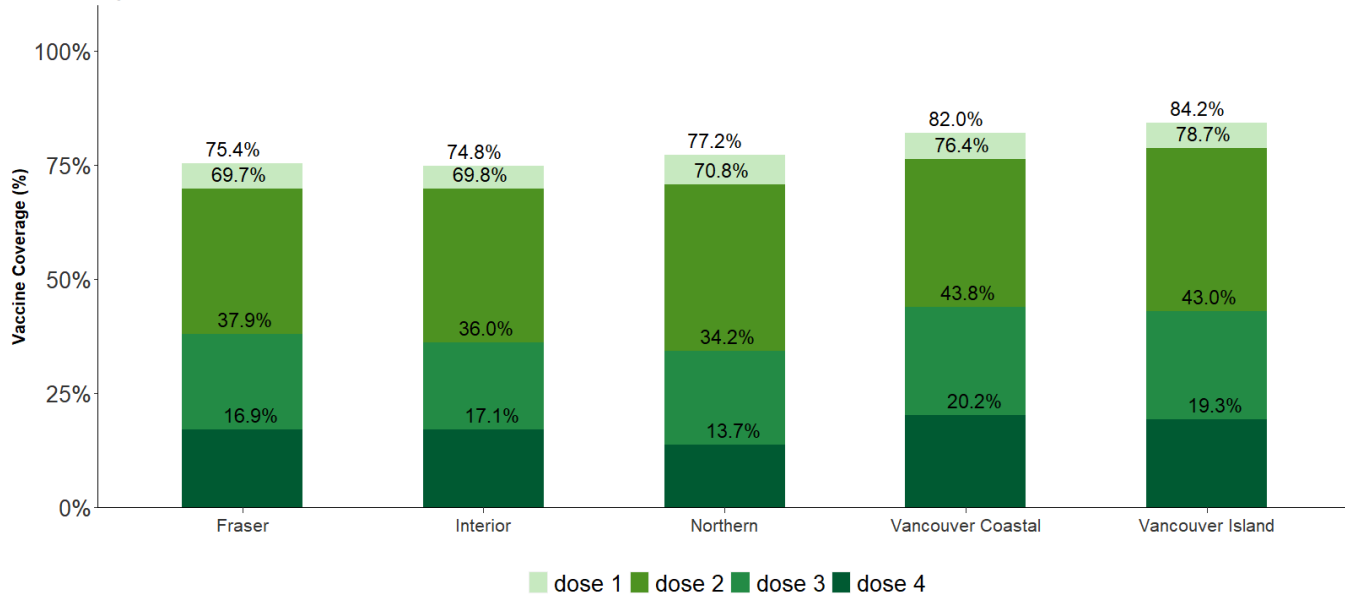
- As of February 14, 2023, more than 123,100 individuals 18+ years of age and more than 18,600 individuals aged 5-17 years have received at least one dose of a COVID-19 vaccine in First Nations communities, as well as outside of communities by regional health authorities. These individuals are First Nations people, as well as some non-First Nations people who were vaccinated in community. Of these individuals, more than 112,900 First Nations people 18+ years of age and more than 15,100 First Nations individuals 5-17 years old have received at least two doses. Of these individuals, more than 61,800 First Nations people 18+ years of age and more than 4,300 First Nations individuals 5-17 years old have received at least three doses. Of these individuals, more than 28,600 First Nations people 5+ years of age have received fourth doses.<sup>2</sup>
- As of February 14, 2023, 80.2% of 5+ years status and status-eligible First Nations people in BC have received at least one dose of a COVID-19 vaccine; 74.2% of 5+ years have received at least two doses; 39.0% of 5+ years have received at least three doses; and 17.3% of 5+ years have received at least four doses.<sup>2</sup>

- As of **February 11, 2023**, **93% (4,612,991)** of eligible people five and older in BC have received their first dose of COVID-19 vaccine; **90% (4,451,985)** have received their second dose; **60% (2,986,869)** have received their third dose; and **35% (1,722,387)** have received their fourth dose.<sup>3</sup>

### First Nations COVID-19 Vaccination Coverage, by Health Authority

Doses 1, 2, 3, and 4 (PHSA e-form, PIR, dose 1= **120,848**; dose 2= **112,144**; dose 3= **59,249**; dose 4= **26,386**), 5+ years, up to **February 14, 2023**

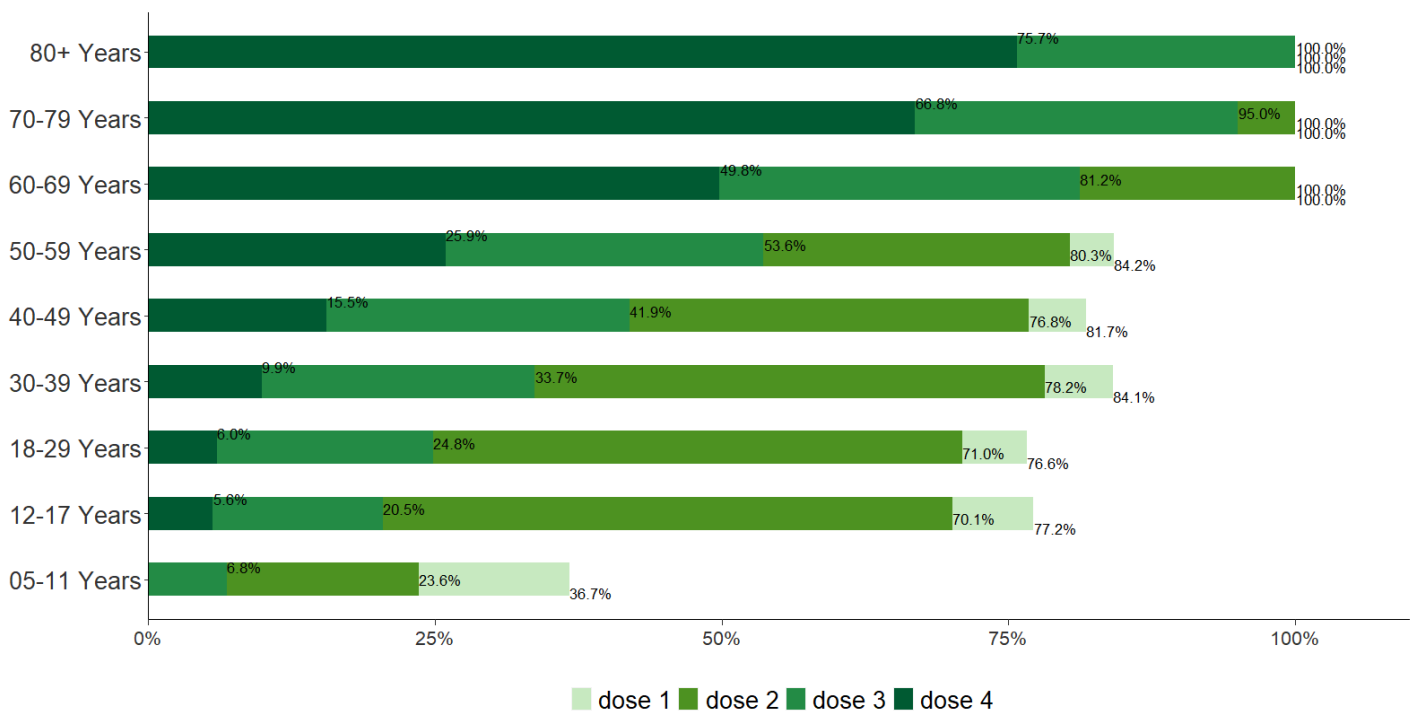
Cumulative COVID-19 vaccine coverage (PHSA (e-form, PIR), Dose 1, n= 120,848 , Dose 2, n= 112,144 , Dose 3, n= 59,249 , Dose 4, n= 26,386 ), by Health Authority, First Nations, 5+ years, British Columbia up to Feb 14, 2023



\* Health authority information was not available for **3,358** clients for dose 1; **2,689** clients for dose 2; **1,193** clients for dose 3; and **324** clients for dose 4.  
 \*\*These analyses were only possible for status and status-eligible First Nations, and do not include non-status First Nations

### First Nations COVID-19 Vaccination Coverage, by Age Group

Doses 1, 2, 3, and 4 (PHSA e-form, PIR, dose 1= **124,206**; dose 2= **114,833**; dose 3= **60,442**; dose 4= **26,710**), 5+ years, up to **February 14, 2023**<sup>2</sup>

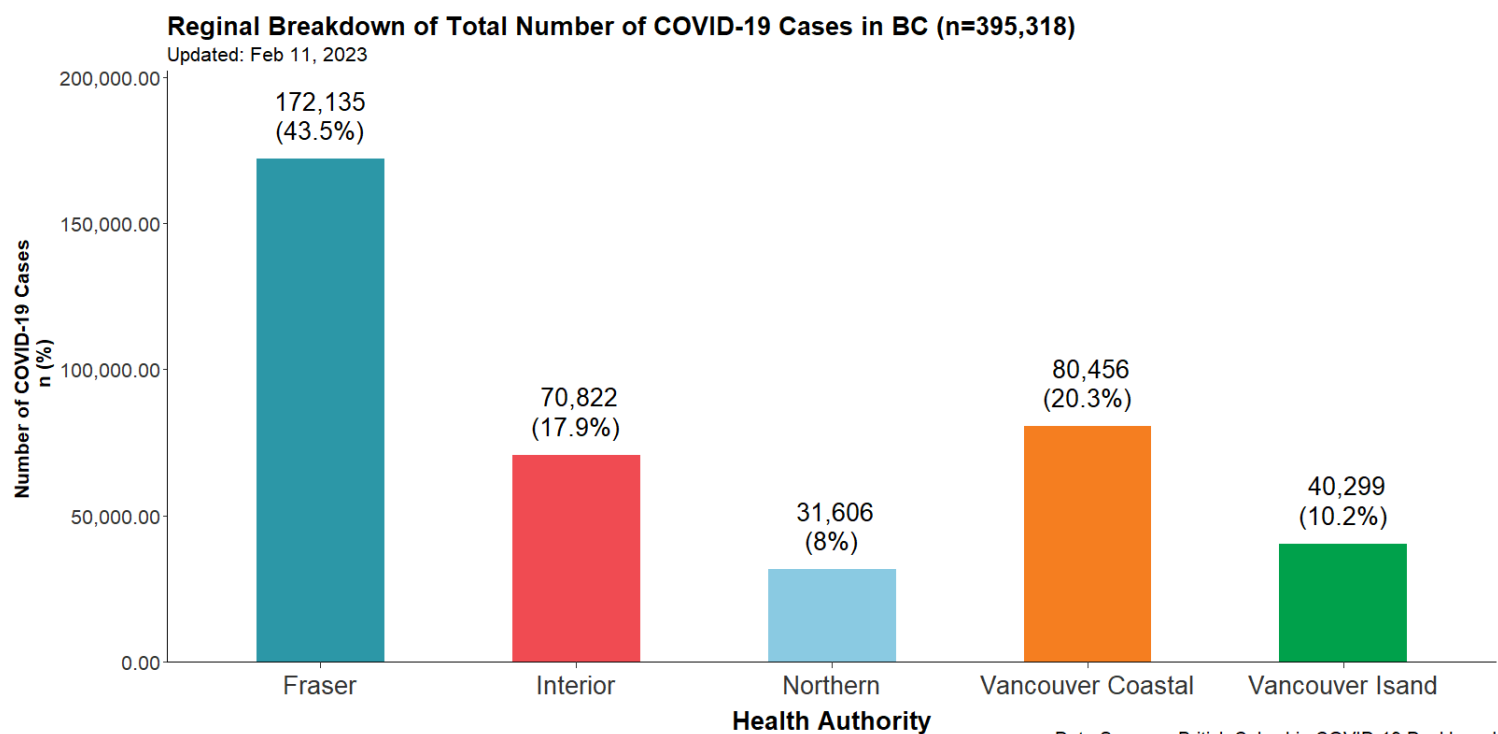


\* These analyses were only possible for status and status-eligible First Nations, and do not include non-status First Nations.

\*\* Please note that coverage rates are approximations and are capped at 100%.

## Provincial COVID-19 Cases

- Since the start of the pandemic, there have been **395,709** confirmed cases in BC as of **February 11, 2023**
- There have been **5,157** deaths from COVID-19 as of **February 11, 2023**
- As of February 16, 2023, there were **15** individuals in critical care and **193** individuals in hospital who tested positive for COVID-19.



\*Total number of cases (n=395,709) include 391 cases reported as "Out of Canada" residents. Above figure provides regional distribution of COVID-19 cases (n=395,318) reported as BC residents.

## FNHA Resources and Supports

### Information for First Nations individuals

Visit: <https://www.fnha.ca/what-we-do/communicable-disease-control/coronavirus/public> to find out more including information on [COVID-19 vaccines](#), [self-isolation](#), [testing and symptoms](#), medical support including [First Nations Virtual Doctor of the Day service](#), and [mental health and cultural supports](#)

### Information for community leaders

Visit: <https://www.fnha.ca/what-we-do/communicable-disease-control/coronavirus/community-leaders> to find out more including information on COVID-19 vaccines, past COVID-19 Community Situation Reports, support and funding, resumption of services, personal protective equipment, and Health Benefits

### Resources for health professionals

Visit: <https://www.fnha.ca/what-we-do/communicable-disease-control/coronavirus/health-professionals> to find out more including information on COVID-19 management, COVID-19 vaccines, infection prevention and control, personal protective equipment, and nursing practice

### Latest News

- [Happy, Healthy Holidays to One and All!: Stay Safe and Take Care of Yourself and Your Loved Ones, December 22, 2022](#)
- [Protecting Our Children Against Respiratory Illnesses, December 13, 2022](#)

- [Getting Your Flu Shot or COVID-19 Vaccine After You're No Longer Sick](#), November 28, 2022
- [National Addictions Awareness Week: All Paths Lead to Wellness](#), November 24, 2022
- [Upcoming Engagements to Highlight Communities' Good Work During COVID-19 Pandemic Response](#), November 21, 2022
- [National Addictions Awareness Week 2022: The Importance of a Caring Community](#), November 21, 2022
- [Respiratory Illness Season is Here Again: How to Protect Yourself](#), November 21, 2022
- [Flu Epidemic: Get Your Flu Shot and Follow Lessons Learned During COVID](#), November 15, 2022
- [It's Time to Sleeve Up for the Flu Shot: Protect Yourself, Your Family and Your Community](#), October 28, 2022
- [An Update to FNHA's COVID-19 Isolation Supports](#). September 15, 2022.
- [What You Need to Know About COVID-19 Bivalent Vaccines](#). September 9, 2022.

For more latest news visit <https://www.fnha.ca/about/news-and-events>

## FNHA Response

**The FNHA is working in partnership with First Nations communities to ensure communities' needs are met, including by:**

- Maintaining essential services to support First Nations communities during the pandemic
- Providing COVID-19 funding resources and wrap around supports including for medical transportation, self-isolation and quarantine; see the [FNHA Community Support Guide](#) for more information; support requests can be sent to [COVID19needs@fnha.ca](mailto:COVID19needs@fnha.ca)
- Supplying First Nations communities with personal protective equipment; requests can be sent to [COVID19needs@fnha.ca](mailto:COVID19needs@fnha.ca); the form for ordering personal protective equipment is available at: <https://www.fnha.ca/AboutSite/NewsAndEventsSite/NewsSite/Documents/FNHA-Process-and-Considerations-for-obtaining-additional-PPE-for-BC-First-Nations-Communities-Annex-A.pdf>
- Supporting First Nations communities in refreshing their Communicable Disease Emergencies Plans
- Maintaining virtual care services including First Nations Virtual Doctor of the Day and First Nations Virtual Substance Use and Psychiatry Service
- Deploying community based testing for COVID-19, and ensuring that rapid tests are available to all First Nations communities
- Maintaining regular communication and updates with regional health authorities, Emergency Management and Climate Readiness, Ministry of Health, First Nations Leadership Council, and Indigenous Services Canada to proactively identify needs and address issues